

# Molteni & C

## **DOMINO**— NICOLA GALLIZIA 2005

1—  
4



A system of padded pouf and linear shelves make up a galaxy of satellites for the conversation area and bedroom areas. Designed by Nicola Gallizia to be inserted into each other, these pouf and small tables allow multiple compositions. Available in leather or fabric, with chrome metal or lacquered structures and tops of glass, marble, gres, lacquered or various types of wood.

### **FEATURES**

Domino, a system of tables and poufs, an original variant of the small tables fitting into one another, always provided with a bearing structure made up of two reversed, dissymmetric cross-shaped “C’s”, and tops of different shapes, sizes and finishes. They are combined with exactly matching soft cylinder-shaped poufs that can be manufactured in any kind of fabric/leather.

The mirror is in silverplated glass and rests on the floor with a surrounding steel frame finished in shiny chrome. Mirror for resting on floor, with pre-disposed system for fixing upper part to the wall. Fixing to the wall obligatory. The mirror comes with a protective safety film.

### **DATASHEET**

REGISTERED  
DESIGN

XII.2014

**molteni.it**

Dimensions in millimeters and inches. The right to discontinue and make changes is reserved. This information is based on the latest product information available at the time of printing.

## FINISHES

### WOODEN TOP FINISHES

eucalyptus - grey oak - black oak - light elm - dark elm -  
matt lacquered in the Molteni range of colours - glossy lacquered in the Molteni range of colours

### GRES TOP FINISHES

white - anthracite

### MARBLE TOP FINISHES

emperador dark - calacatta

### GLASS TOP FINISHES

glossy lacquered glass in the Molteni range of colours - etched lacquered glass in the Molteni range of colours

### STRUCTURE FINISHES MATT LACQUER

matt lacquered in the Molteni range of colours (only for small tables DTR1-DTR2-DTR3)

### POUFS COVERS

fabric - leather, completely removable.  
Available in fire-resistant version (TB117 and BS5852).

## TECHNICAL INFORMATION

**SMALL TABLES STRUCTURE (CHROME AND/OR PAINTED IN THE COLOURS OF THE "MOLTENI RANGE" VERSIONS)**  
Steel with non-slip plastic feet.

### WOODEN TOP

Wooden particleboard faced with Oak (Quercus), Elm (Ulmus rubra), Eucalyptus (Eucalyptus globulus) veneer or covered with melamine, painted in colours from the "Molteni Range".

### CRYSTAL TOP

10 mm thick, polished-edge, toughened crystal painted in colours from the range.

### MARBLE TOP

Calacatta or Emperador dark with anti stain, water repellent treatment.

### GRES TOP

Porcelained gres, th. 6mm, made with a sintering process, mass coloured.

### MIRROR

Wooden particleboard panel support with melamine facing painted black. Light coloured mirror th. 6 mm. Chrome steel structure with non-slip plastic feet.

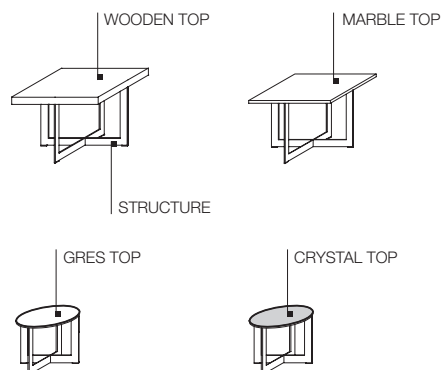
### POUF

Solid firwood (Picea abies) and plywood frame, padded with foam polyurethane in various densities. Light velvet cover and adjustable plastic feet.

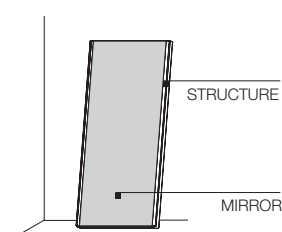
### OUTER COVERING

See card attached, specific to each cover.

### SMALL TABLES



### MIRROR



### POUF



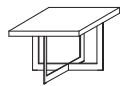
## DIMENSIONS

### Notes

Small wood tables are created with the grain in a single direction (straight)

#### side tables with wooden top

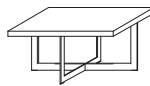
W 600 D 600 H 433  
W 23 5/8" D 23 5/8" H 17"



wood      matt      glossy  
lacquer   lacquer   lacquer  
**DTQ1**   **DTQ1**   **DTQ1**

shiny/black chrome/pewter colour structure

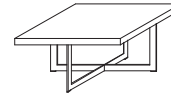
W 900 D 600 H 433  
W 35 3/8" D 23 5/8" H 17"



wood      matt      glossy  
lacquer   lacquer   lacquer  
**DTQ6**   **DTQ6**   **DTQ6**

shiny/black chrome/pewter colour structure

W 900 D 900 H 433  
W 35 3/8" D 35 3/8" H 17"



wood      matt      glossy  
lacquer   lacquer   lacquer  
**DTQ2**   **DTQ2**   **DTQ2**

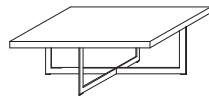
shiny/black chrome/pewter colour structure

# Molteni & C

3—  
4

#### side tables with wooden top

W 1200 D 900 H 433  
W 47 1/4" D 35 3/8" H 17"

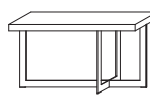


wood      matt      glossy  
lacquer   lacquer   lacquer  
**DTQ3**   **DTQ3**   **DTQ3**

shiny/black chrome/pewter colour structure

#### console tables with wooden top

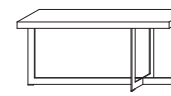
W 1000 D 300 H 573  
W 39 3/8" D 11 7/8" H 22 1/2"



wood      matt      glossy  
lacquer   lacquer   lacquer  
**DTQ4**   **DTQ4**   **DTQ4**

shiny/black chrome/pewter colour structure

W 1200 D 300 H 573  
W 47 1/4" D 11 7/8" H 22 1/2"



wood      matt      glossy  
lacquer   lacquer   lacquer  
**DTQ5**   **DTQ5**   **DTQ5**

shiny/black chrome/pewter colour structure

#### side tables with marble top

W 440 D 440 H 344  
W 17 3/8" D 17 3/8" H 13 1/2"



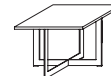
**DTK1**  
shiny/black chrome/pewter colour structure

W 440 D 440 H 489  
W 17 3/8" D 17 3/8" H 19 1/4"



**DTK2**  
shiny/black chrome/pewter colour structure

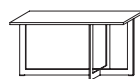
W 600 D 600 H 404  
W 23 5/8" D 23 5/8" H 15 7/8"



**DTK3**  
shiny/black chrome/pewter colour structure

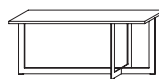
#### console tables with marble top

W 1000 D 300 H 544  
W 39 3/8" D 11 7/8" H 21 3/8"



**DTK4**  
shiny/black chrome/pewter colour structure

W 1200 D 300 H 544  
W 47 1/4" D 11 7/8" H 21 3/8"



**DTK5**  
shiny/black chrome/pewter colour structure

DATASHEET

REGISTERED  
DESIGN

XII.2014

**molteni.it**

Dimensions in millimeters and inches. The right to discontinue and make changes is reserved. This information is based on the latest product information available at the time of printing.

## DIMENSIONS

### side tables with gres top th 6

∅ 450 H 334  
∅ 17 3/4" H 13 1/8"



**DTR1**

shiny/black chrome/pewter colour structure

∅ 450 H 479  
∅ 17 3/4" H 18 7/8"



**DTR2**

shiny/black chrome/pewter colour structure

∅ 620 H 394  
∅ 24 3/8" H 15 1/2"



**DTR3**

shiny/black chrome/pewter colour structure

### side tables with glass top th 10

∅ 450 H 338  
∅ 17 3/4" H 13 1/4"



**DTR1**

shiny/black chrome/pewter colour structure  
structure matt lacquer colours

∅ 450 H 483  
∅ 17 3/4" H 19"



**DTR2**

shiny/black chrome/pewter colour structure  
structure matt lacquer colours

∅ 620 H 398  
∅ 24 3/8" H 15 5/8"

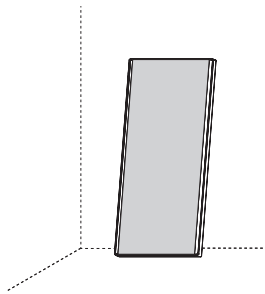


**DTR3**

shiny/black chrome/pewter colour structure  
structure matt lacquer colours

### mirror with shiny chrome frame

W 900 H 2100 th 50  
∅ 35 3/8" H 82 3/4" th 2"



**SP1**

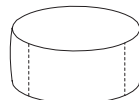
### poufs

∅ 440 H 370  
∅ 17 3/8" H 14 5/8"



**DPF1**

∅ 890 H 370  
∅ 35" H 14 5/8"



**DPF2**

∅ 1200 H 370  
∅ 47 1/4" H 14 5/8"



**DPF3**

## DATASHEET

REGISTERED  
DESIGN

XII.2014

# FINISHES

	MATT LACQUER/ OPEN GRAIN LACQUER	GLOSSY LACQUER	COLOURED GLASS	ETCHED COLOURED GLASS
CHALK WHITE	•	•	•	•
IVORY	•			
PEARL	•	•	•	•
SILICA	•	•	•	•
SAND	•	•	•	•
PLATINUM	•	•	•	•
DUNE	•	•	•	•
CLAY	•	•	•	•
DOLOMITE GREY	•	•	•	•
BORDEAUX	•	•	•	•
MOKA	•	•	•	•
ORANGE	•	•	•	•
MUSTARD	•	•	•	•
CARAMEL	•	•	•	•
LIGHT BLUE GREY	•	•	•	•
AQUAMARINE	•	•	•	•
VENETIAN RED	•	•	•	•
LEAD	•	•	•	•
ANTHRACITE	•	•	•	•
BLACK	•	•	•	•
LESSLESS RED	•			
	only matt lacquer			


# FINISHES

## WOODS

EUCALYPTUS




AMERICAN WALNUT



GREY OAK




BLACK OAK



DARK ELM



LIGHT ELM



CEDAR



## MARBLES

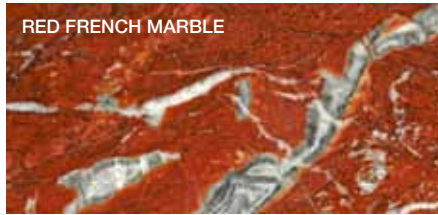
WHITE CARRARA MARBLE



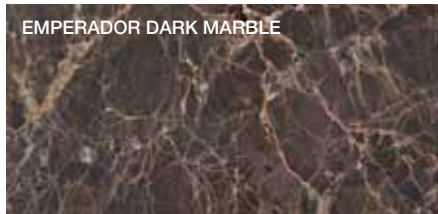
CALACATTA MARBLE



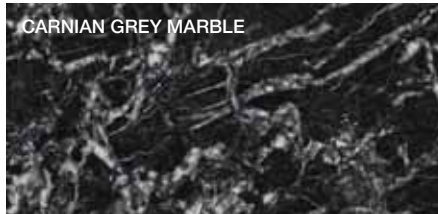
RED FRENCH MARBLE



EMPERADOR DARK MARBLE



CARNIAN GREY MARBLE




ABSOLUTE BLACK GRANITE



## GRES

WHITE GRES




ANTHRACITE GRES



## METAL PARTS


BLACK CHROME



SHINY ALUMINIUM



PEWTER COLOUR




**MILLERIGHE**  
GLISS QUICK FRONT




**MILLERIGHE**  
GLISS QUICK, GLISS 5TH STRUCTURE



**DWELL**  
DOOR FRAME, TRACK COVERING PROFILES



**CARTAPAGLIA**  
GLISS QUICK, GLISS WALK-IN FRONT



Millerighe dark finish available also for Gliss Walk-In where specifically indicated in the pricelist